


Corporate Plan 2016/17 – Quarter 2







Themes



1. Prosperous Economy
2. Quality Environment
3. Thriving Communities
4. Sustainable Performance









Priority Theme





1. Prosperous Economy


Status	Aim
	A great destination for tourism, arts, heritage and culture







PI Icon	Status	PI Code & Short Name	Gauge	Q2 2016/17	Latest Note
				Value	
		TL_003 Bandstand patrons	Cumulative result for 2016/17 as of Q2 2016/17 	41,003	The Bandstand concert programme has overachieved on expected patrons and income
		TL_017a Redoubt visitors - paying visitors	Cumulative result for 2016/17 as of September 2016 	4,029	Visitor figures continue to be below last year's but this appears to be a national trend for museums. Visitors to the building and cafe are around the same level as 2015/16.

Action Icon	Status	Title	Description	Desired Outcome	Progress	Due Date	Latest Note
		CP16_1_01 Seafront / Tourism Strategy	Update the seafront strategy, utilising all of the feedback received through the Seafront plan consultation. Utilise the	Eastbourne retains its share of the visitor markets	33%	31-Mar-2020	Ongoing.

Action Icon	Status	Title	Description	Desired Outcome	Progress	Due Date	Latest Note
			research achieved through the destination profiling to shape the priorities for the destination				
		EBC_PR_014 Refurbish the Redoubt Fortress	Restoration of the fort - Create a new entrance, lift access, opening of remaining basements, environmental improvements. Awarded £64K to develop plans & submit bid to the Heritage Lottery.	To turn the Redoubt back to a living.	16%	31-Mar-2020	This phase of the project is now complete. Surveys undertaken have shown the total cost of refurbishment to Museum conditions would be in the region of £11 million, beyond the expected budget for this HLF funded scheme. Therefore this project is on hold pending identification of further funding required.
		EBC_PR_018 Wish Tower Restaurant	Scheme to deliver a flagship restaurant	A new destination to improve the evening economy: A landmark building design in a unique location.	44%	02-Jul-2018	Project currently on hold following withdrawal of preferred operator.
		EBC_PR_019 Vibrant Events Programme	All year round programme that attracts visitors to Eastbourne •Airbourne •Beer & Cider Festival •Cycling Festival •Magnificent Motors •Eastbourne Extreme •Beachy Head Marathon •Tour of Britain • AEGON Tennis Championship	Economic Benefits from visitors staying and spending money in Eastbourne. The Events programme to act as a key hook to gain additional visitors	63%	31-Mar-2017	All on track.
		EBC_PR_020 New Museum	An options appraisal to build a purpose build museum on the site of the Pavilion, which will house the story of Eastbourne, with a cafe, shop and outreach facilities.	To increase dwell time in the museum, increase spend and visitor numbers	16%	31-Mar-2020	Currently on hold pending further business case.

Action Icon	Status	Title	Description	Desired Outcome	Progress	Due Date	Latest Note
		EBC_PR_022 Devonshire Park Redevelopment	£44m investment to establish Devonshire Park as a premier conference and cultural destination to include: New welcome building: Restoration of Congress, Winter Garden and Devonshire Park Theatres: Improved Accessibility: Improving tennis facilities: New Conference/exhibition Space & Cafe: Public realm improvements	Creation of new jobs: 114 new local construction jobs as a result of the £40m capital expenditure. 169 additional jobs in Eastbourne as a result of the additional visitor spending. Additional visitor spend: Projected visitor spend is £13.4m pa across whole economy.	44%	01-Dec-2020	Minor issues with new show court have been addressed. Tennis village is progressing. Phase 1 enabling works under development. Sewer diversion work has commenced.
		EBC_PR_087 Marketing - EB now (Pier Grant Project)	30 Hotels / other locations to be supplied with on screen live information about events in Eastbourne, shopping opportunities and discounts	Increased attendance at events from visitors and increased awareness of and spend at local shops, restaurants and leisure facilities	33%	31-Mar-2020	New project brief has been agreed and is with EBNow for comment.

Status	Aim
	Investing in housing and economic development

PI Icon	Status	PI Code & Short Name	Gauge	Q2 2016/17	Latest Note
				Value	
		CD_155 Number of affordable homes delivered (gross)	Cumulative result for 2016/17 as of Q2 2016/17 	0	Delivery of affordable homes for this year is expected to start from Quarter 3.
		DE_154 Net additional homes provided	Cumulative result for 2016/17 as of Q2 2016/17 	40	The annual target is 245 net additional dwellings per year over the remainder of the plan period (to 2027). See full commentary below.


DE_154 - At the end of Quarter 2 2016/2017, the annual target is 245 net additional dwellings per year over the remainder of the plan period (to 2027).

Housing delivery rates have been slowing down over recent years, although the current rate is the lowest that we have had since the start of the Core Strategy plan period. Recent delivery has mainly been from the development on Kings Drive. Historically we have been reliant on a large number of small scale developments for housing delivery. At the current time, the small sites already with permission are not being progressed, and there has been a decrease in the number of housing sites that have been coming forward for permission.

Currently, there are 689 units with permission where development is yet to commence, in addition to 160 units currently under construction. However this level of commitments does not meet our Five Year Housing Land Supply requirements, and being unable to demonstrate a Five Year Housing Land Supply means that our current policies are considered to be out of date, and applications for residential development should be determined in accordance with the National Planning Policy Framework.



We are currently preparing a Strategic Housing & Employment Availability Assessment (SHELAA) which will help to identify sites with potential for residential development to boost our Five Year Housing Land Supply. It will also allow us to identify any constraints to the delivery of sites with potential for residential development so that we can consider taking appropriate action.


A report is presented to Planning Committee on a quarterly basis to update them on housing delivery and the status of the Five Year Housing Land Supply.



Status	Aim
	Providing opportunities for businesses to grow and invest

Action Icon	Status	Title	Description	Desired Outcome	Progress	Due Date	Latest Note
		EBC_PR_001 EBC Sovereign Harbour Innovation Park (SHIP)	New contemporary business premises at Sovereign Harbour Innovation Park	The Innovation Park is designed to provide companies with high-quality sites and premises to enable them to expand and generate jobs, providing an economic boost to Eastbourne. est additional 768 fte by 2024. Managed by Sea Change Sussex and funded through the Local Growth Fund	44%	31-Mar-2022	Development is being delivered by Sea Change Sussex, so there is no direct control on its provision. However funding has been secured from the Local Economic Partnership for site infrastructure and delivery of the second phase remains on track. At the end of Q2 occupancy was at 37.45%, consisting of 11 companies.

Status	Aim
	Supporting employment and skills


PI Icon	Status	PI Code & Short Name	Gauge	Q2 2016/17	Latest Note
				Value	
		DE_004 Town centre vacant business space	Latest result for 2016/17 as of July 2016 6.61%	6.61%	The town centre occupancy as at July 2016 returned 6.61% compared with a national average of 12.3% (Source: Local Data Company). Eastbourne's current occupancy rates are the lowest reported since collating this data. We are currently working with the Chamber of Commerce to align the collection of this data more closely to our quarterly reporting schedule.



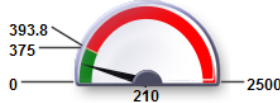
Status	Aim
	Supporting investment in infrastructure


Action Icon	Status	Title	Description	Desired Outcome	Progress	Due Date	Latest Note
		EBC_PR_010 Extension to Arndale Shopping Centre	Led and financed by legal and general. £85m scheme to provide 22 new retail units, 7 restaurants and 9 screen cinema. First 2 units fronting Terminus Road fitted and trading by Aug 17. Phase 2 works Aug 17 - Oct 2018 Inc. retail units, restaurant and cinema	An enhanced retail and leisure offer for residents and visitors enabling the Town Centre to compete with neighbouring shopping destinations and associated increased spend. Attracting new retailers and investment in the Town Centre. Local employment opportunities in both the construction and operation phases of development - the development will deliver 700fte jobs in addition to construction jobs. A modern and attractive development with better designed, larger retail units. £85m privately funded via Legal & General.	71%	01-Oct-2018	Main contractor has been appointed. Work on site is to commence in January 2017 when the hoarding will be erected in Terminus Road/Ashford Road to enable demolition of the CPO'd properties. Work on the West entrance and new shopfronts is now complete.

Priority Theme


2. Quality Environment









Status	Aim
	A clean and attractive town



PI Icon	Status	PI Code & Short Name	Gauge	Q2 2016/17	Latest Note
				Value	
		DE_011 Number of reported fly-tipping incidents	Cumulative result for 2016/17 as of June 2016 	Quarter 2 figures not yet reported	Figures for Quarter 1 were very positive compared to target. Quarter two's outturn will be communicated as soon as it is available.


Status	Aim
	A range of transport opportunities



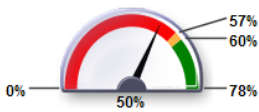


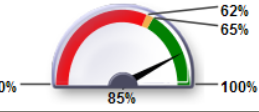



Action Icon	Status	Action Code & Title	Description	Desired Outcome	Progress	Due Date	Latest Note
		CP16_2_02 Cycling and Walking Strategy	To develop a culture of walking and cycling in Eastbourne	To support delivery of the East Sussex Local Transport Plan priorities: <ul style="list-style-type: none"> . Improve economic competitiveness and growth . Improve safety, health and security . Tackle climate change . Improve accessibility and social inclusion . Improve quality of life 	33%	31-Mar-2020	East Sussex County Council are leading on this piece of work. Work on preparing a Cycling and Walking Strategy has commenced. A workshop for Officers and Councillors took place on 6 th October where the scope of the work was discussed. It is anticipated that the Strategy will be adopted by next summer.



Status	Aim
	Excellent parks and open spaces


Action Icon	Status	Action Code & Title	Description	Desired Outcome	Progress	Due Date	Latest Note
		EBC_PR_027 Eastbourne Park Initiatives	Delivery of priority initiatives identified in the Eastbourne Park Supplementary Planning Document. C Use of Deep Water Lake for boating activities	Conservation and enhancement of the existing environmental, ecological and archaeological characteristics of Eastbourne Park for future generations. Sensitive management of the area to provide appropriate leisure and recreational uses to enhance the social and economic wellbeing of the local community and to attract more visitors to Eastbourne.	33%	31-Mar-2020	Contract signed and inception meeting with consultants on 20 th October to review the Eastbourne Park Flood Storage Scheme. Work is being undertaken on new signs/interpretation boards for West Langney.
		EBC_PR_031 Hampden park improvements (Green flag)	Improvements to the main entrances and to the path network in Ham Shaw woods as recommended in Hampden Park Green Flag Management Plan	To clearly define that vehicles are entering a park and retain the Green Flag for Hampden Park as an externally accredited quality award for green space	11%	31-Mar-2017	Design brief to commence in November.
		EBC_PR_032 Old Town Rec Improvements (Green Flag)	Improvements to the main entrances, tree planting and pollinating/biodiversity improvements	To create a welcoming recreational ground with vistas throughout and to retain the Green Flag as an externally accredited quality award for green space	26%	31-Mar-2017	Design briefs to commence in November.
		EBC_PR_033 Parks and Open Spaces Signage	Create and roll out standard, future proof signage throughout the parks and open spaces of Eastbourne	Improved awareness and access to local parks and open spaces and continued success of the Green Flag Award	0%	31-Mar-2017	Project to modernise parks/open space signage programmed for November.



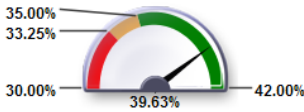
Action Icon	Status	Title	Description	Desired Outcome	Progress	Due Date	Latest Note
		EBC_PR_072 Allotment improvements	To provide 2 new toilets within Manor Gardens and Marchant Field Allotments and remove chain-link to install new, secure weldmesh fencing in Priory Road Allotments	To maintain reasonable security and welfare facilities for the tenants of the Council's Allotments	100%	15-Nov-2016	All works completed.



Status	Aim
	High quality built environment

PI Icon	Status	PI Code & Short Name	Gauge	Q2 2016/17	Latest Note
				Value	
		DE_157a Processing of planning applications: Major applications	<p>Cumulative result for 2016/17 as of Q2 2016/17</p> 	100%	Low volumes of Major application types, this can sway performance significantly. Using Extensions of Time more frequently. If continued then this will increase performance. With two quarters to go there is low risk that the target will not be met by the end of the year.
		DE_157b Processing of planning applications: Minor applications	<p>Cumulative result for 2016/17 as of Q2 2016/17</p> 	79%	Continue to perform well under this category. There is no risk of falling below Govt. <i>Special measures</i> on this category
		DE_157c Processing of planning applications: Other applications	<p>Cumulative result for 2016/17 as of Q2 2016/17</p> 	87%	We continue to perform above target in this area.

Action Icon	Status	Action Code & Title	Description	Desired Outcome	Progress	Due Date	Latest Note
		EBC_PR_009 Town Centre Public Realm Improvements	Significant improvements to the pedestrian environment in Terminus Road and Cornfield Road to be delivered alongside the extension to the Arndale. Joint Partnership Project with ESCC.	Better quality of open spaces within the town centre improving the shopping and leisure experience for residents and visitors	86%	01-Dec-2017	The design has been amended at the request of the bus operators requiring further consultation with the community and stakeholders. It has also broadened the scope of the works as Gildredge Road is now included. East Sussex County Council are expecting to go out to tender in May 2017, with works on site to commence in October 2017.


Status	Aim
	Less waste and a low carbon town




PI Icon	Status	PI Code & Short Name	Gauge	Q2 2016/17	Latest Note
				Value	
		DE_192 Percentage of household waste sent for reuse, recycling and composting	<p>Cumulative result for 2016/17 as of June 2016</p>  <p>35.00% 33.25% 30.00% 39.63% 42.00%</p>	Q2 figures are not yet available.	Q1. has seen an increase in recycling rates from Q4 (2015/16) largely as a result of increased garden waste yields. Overall compared with Q1. in the previous year, a slight decrease in recycling has been observed.





Action Icon	Status	Action Code & Title	Description	Desired Outcome	Progress	Due Date	Latest Note
		EBC_PR_040 Joint Venture for Energy and Sustainability	Set up a joint venture with a private sector organisation to deliver local energy and sustainability ambitions for the next 20-30 years.	To establish a Strategic Partnership for a Joint Venture with a private sector partner to deliver energy & sustainability ambitions across a range of projects.	56%	01-Jul-2017	Lewes District Council are continuing to seek to join the procurement and a report is due before their Cabinet on 4 th Jan. An Investment Statement was also issued to support the Initial Detailed Tender. All three shortlisted companies are still in the process and are coming to the clarification meetings week commencing 28 November. It is anticipated the risk assessment will improve in January.



Priority Theme


3. Thriving Communities




Status	Aim
	Improved health and wellbeing


PI Icon	Status	PI Code & Short Name	Gauge	Q2 2016/17	Latest Note
				Value	
		CD_056 Median average number of days for assistance with adaptations (Disabled Facilities Grants)	<p>Latest result for 2016/17 as of Q2 2016/17</p> 	83 days	The median average number of days for assistance with adaptations for Q2 is 83. This is well within the target figure of 100 days and reflects the effective delivery of the DFG application process.




Action Icon	Status	Action Code & Title	Description	Desired Outcome	Progress	Due Date	Latest Note
		EBC_PR_030 Park & Playground Improvements (Seaside Rec and Tugwell Park path)	1. Seaside Rec - Create an extended, modernised children's play area within a larger land area creating greater play value and increasing accessible features with preferred design selected by local schoolchildren. 2. Seaside Rec - To create a raised Breedon Gravel footpath with reinforced vehicular 'cross over' points to allow all year round accessibility 3. Tugwell Park - a periphery all weather path to improve accessibility.	Improved play facilities and improved satisfaction with local area and to enable all year use of the recreation ground that currently floods.	50%	31-Mar-2017	The first phase of the play area extension was to specify for the supply and installation of railings to cover the increased area. This was completed on the 20/06/16 and the works started September, after the schools return, to cause minimal disruption.
		EBC_PR_073 Sovereign Centre Review	An options appraisal for a new or refurbished leisure centre	A full options appraisal identifying the costs and benefits of refurbishing or rebuilding the Leisure Centre.	100%	31-Oct-2016	Review completed and report on options for a new leisure centre going to Cabinet on 13 th December.



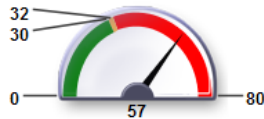


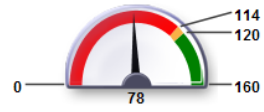
Action Icon	Status	Action Code & Title	Description	Desired Outcome	Progress	Due Date	Latest Note
		EBC_PR_074 Skate park - Shinewater	To upgrade existing dated, modular jumps to a bespoke, specialist design/ constructed concrete skate park. . The concrete skate park brief will be influenced through the skate park users with a design and build contract to a set sum of £50k.	Increased use and satisfaction with facilities and engagement with young people.	11%	31-Mar-2017	Design brief to commence shortly.





Status	Aim
	Keeping crime and anti-social behaviour levels low


PI Icon	Status	PI Code & Short Name	Gauge	Q2 2016/17	Latest Note
				Value	
		ECSP_015 Ranking in our Most Similar Group (MSG) in relation to all crime	<p>Latest result for 2016/17 as of September 2016</p> 	3	Eastbourne is 3rd lowest within its Most Similar Group and remains within the lower range when compared to our competitor towns which continues to be encouraging.







Status	Aim
	Meeting housing needs


PI Icon	Status	PI Code & Short Name	Gauge	Q2 2016/17	Latest Note
				Value	
		CD_155 Number of affordable homes delivered (gross)	<p>Cumulative result for 2016/17 as of Q2 2016/17</p> 	0	The delivery of affordable homes is scheduled to start from Quarter 3.



PI Icon	Status	PI Code & Short Name	Gauge	Q2 2016/17	Latest Note
				Value	
		CD_156 Number of households living in temporary accommodation	<p>Latest result for 2016/17 as of Q2 2016/17</p> 	57	There has been a significant national increase in homeless households and the increased demand on the Council's homelessness service. Action plans have been put in place to help mitigate some of this impact.
		DE_154 Net additional homes provided	<p>Cumulative result for 2016/17 as of Q2 2016/17</p> 	40	<p>The annual target is 245 net additional dwellings per year over the remainder of the plan period (to 2027).</p> <p>See full commentary in the "Prosperous Economy" section above.</p>





Action Icon	Status	Action Code & Title	Description	Desired Outcome	Progress	Due Date	Latest Note
		EBC_PR_061 Housing & Economic Development Programme	Deliver an ambitious programme of housing development and refurbishment that provides homes and makes a positive contribution to Eastbourne's economic future	A programme of new housing, regeneration, community and economic development. Core commitments are to provide good quality housing and developing vibrant sustainable communities.	42%	31-Mar-2020	The Affordable Housing investment delivery is now well advanced with a programme of 99 new homes and refurbishment of empty properties. The Driving Devonshire Forward Programme managed by the HEDP team also continues to deliver improvements to Princes Park, new Beach Huts and public realm improvements. The team is currently exploring potential for joint work with LDC.
		EBC_PR_089 Health & Housing - East Sussex	A new programme of health & housing related projects - in scoping stage - co-chaired by Ian Fitzpatrick and Andrew Palmer (Hastings)	To be confirmed	9%	31-Mar-2020	County-wide programme chaired by Hastings.

Status	Aim
	Putting the customer first

PI Icon	Status	PI Code & Short Name	Gauge	Q2 2016/17	Latest Note
				Value	
		CS_010 Calls to 410000 answered within 30 seconds	<p>Cumulative result for 2016/17 as of September 2016</p> 	63.22%	Performance against the target of 80% was 63.22% for the second quarter of 2016/2017. A total volume of 50,318 calls answered with 31,811 being answered within the target of 30 seconds. A recruitment drive has resulted in 10 new Customer Advisors, 7 currently being trained, 3 awaiting a start date, 1 remaining vacancy. Training the new staff will have an impact on performance through to Q3. Call volumes have increased by over 15,000 in comparison to Q2 2015/2016.
		CS_011 Telephone call abandonment rate	<p>Cumulative result for 2016/17 as of September 2016</p> 	9.27%	Performance against the target of 5% was 9.27%, a significant improvement on Q1 performance. 4,666 calls were abandoned out of a total offered of 50,318.


Status	Aim
	Resilient and engaged communities



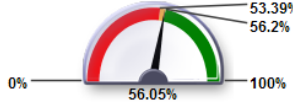



Action Icon	Status	Action Code & Title	Description	Desired Outcome	Progress	Due Date	Latest Note
		EBC_PR_076 Sovereign Harbour Community Centre	EBC working with Sovereign Harbour Community Association and Wave Leisure to deliver a £1.6m community centre on site 5 at Sovereign Harbour	Improved facilities for residents and increased satisfaction with local area	66%	02-Oct-2017	Awaiting adoption of the Employment Land Local Plan before confirming the site of the community centre. Planning permission will be required and a variation of the s.106. Once the 6 week


Action Icon	Status	Action Code & Title	Description	Desired Outcome	Progress	Due Date	Latest Note
							challenge period following the adoption of the ELLP (28 th December) has expired the milestones will be amended.
		EBC_PR_078 Community Facilities	Supporting Development and Management of community buildings such as community centres, community library, town hall.	Sustainable development and management of facilities for community activities such as community centres, community library, Town Hall leading to improved community engagement and satisfaction with the local area. Eventually local people/organisations running community facilities themselves, with less involvement from the council.	77%	31-Mar-2017	<p>The project is progressing – split into two parts:</p> <p>1. Wider use of the Town Hall - 1st to ensure the building is accessible (lift) - quotes obtained and work progressing. Then scoping to look at future use.</p> <p>2. Council Owned Community Centres - working with 2 development partners (Sussex Community Development Association & 3VA in partnership with Wave) to put community centres on a more sustainable footing by empowering & supporting volunteers to run the centres.</p>
		EBC_PR_085 Welfare Reform	To support those vulnerable residents affected by the government's welfare reform programme.	Residents are able to access and retain good quality accommodation and are able to meet their council tax liabilities	11%	31-Mar-2020	The reduced benefit cap came into force on 7 th November, programme of support is ongoing for residents affected.

Priority Theme

4. Sustainable Performance



Status	Aim
	Delivering a balanced budget



PI Icon	Status	PI Code & Short Name	Gauge	Q2 2016/17	Latest Note
				Value	
		CD_004 Local percentage of Council Tax collected in year	<p>Latest result for 2016/17 as of September 2016</p> 	56.05%	The performance during quarter 2 is slightly below target by -0.15%. The team has collected an extra £1,007,731.98 in the 2nd quarter of the year compared to 2015/2016 Q2 figures.
		CD_006 National non-domestic rates collected	<p>Latest result for 2016/17 as of September 2016</p> 	54.02%	The performance during quarter 2 is slightly below target by -0.27%. The reported Q1 value of -0.42% below target has been reduced and the team has collected an extra £214,074.53 in the 2nd quarter of the year compared to 2015/2016 Q2 figures. Business rates can be extremely volatile at times and is being monitored regularly at a senior level. We should see an continual increase in performance for quarter 3.


Status	Aim
	Delivering in partnership




Action Icon	Status	Action Code & Title	Description	Desired Outcome	Progress	Due Date	Latest Note
		EBC_PR_045 Joint Transformation Programme	A major programme to integrate the Eastbourne Borough Council and Lewes	Protect services while delivering £2.7m savings:	13%	31-Mar-2020	Mobilisation is now complete and programme in delivery stage.

Action Icon	Status	Action Code & Title	Description	Desired Outcome	Progress	Due Date	Latest Note
			District Council workforces, and transform the service delivery model for both organisations. Deliver £2.7m savings while protecting services	Create a greater strategic presence in the region: Deliver high quality, modern services: Build greater resilience across the councils			



Status	Aim
	Making best use of technology
	Making the best of our assets





Action Icon	Status	Action Code & Title	Description	Desired Outcome	Progress	Due Date	Latest Note
		EBC_PR_043 Joint Corporate Landlord Service	A comprehensive restructuring of property budgets and staff to ensure central control and prioritisation, combined with an asset challenge programme to ensure non-operational assets deliver a good yield or are disposed of	A sustainable and well maintained asset base strengthening the financial management of Eastbourne BC and Lewes DC	100%	02-May-2016	Completed. Service went live on 1 st May 2016.





Status	Aim
	Managing people and performance

PI Icon	Status	PI Code & Short Name	Gauge	Q2 2016/17	Latest Note
				Value	
		CS_003 Sickness absence - average days lost per employee	<p>Cumulative result for 2016/17 as of Q2 2016/17</p> 	1.56 days	Performance against this PI has dropped in Q2 to become slightly off target (by just 0.04days) for the year-to-date. Effective absence management continues to be supported corporately and we still expect to end the year on target.

Devolved Budgets Q2 2016/17

Wards	Gauge	Projects	Description	Project Budget
Devolved Budget Spend - Devonshire	Cumulative result for 2016/17 as of September 2016  £7,892.00	Parade Bowls Club	Replacement of three urinals.	£900.00
		Hippodrome Theatre Mural	Painting and installation of a mural remembering all those celebrities who have performed at the Royal Hippodrome.	£4,000.00
		Real Junk Food Project	The project turns 'waste' or 'intercepted' food into meal for those in need.	£750.00
		Leaf Hall	To purchase new chairs to replace old and damaged furniture. Also, support with Art adviser bid applications and food safety training.	£1,242.00
		Foodbank	Funding to assist with the relocation to new premises.	£1,000.00
Devolved Budget Spend - Hampden Park	Cumulative result for 2016/17 as of September 2016  £1,440.00	Sunday Funday	Creation of a community fun day for the residents in and around Hampden Park.	£1,440.00

Wards	Gauge	Projects	Description	Project Budget
Devolved Budget Spend - Langney	Cumulative result for 2016/17 as of September 2016  £0.00			
Devolved Budget Spend - Meads	Cumulative result for 2016/17 as of September 2016  £227.09	Queen's 90th Birthday Celebrations	To purchase bunting and tablecloths for the free community party for the whole of Meads community for the celebration.	£227.09
Devolved Budget Spend - Old Town	Cumulative result for 2016/17 as of September 2016  £1,100.00	Old Town Community Library Refurbishment	To purchase Items towards refurbishment of the Old Town Community library.	£1,100.00
Devolved Budget Spend - Ratton	Cumulative result for 2016/17 as of September 2016  £0.00			

Wards	Gauge	Projects	Description	Project Budget
Devolved Budget Spend - St Anthony's	Cumulative result for 2016/17 as of September 2016  £0.00			
Devolved Budget Spend - Sovereign	Cumulative result for 2016/17 as of September 2016  £340.00	Waste Bin	To provide a rubbish collection bin for the water feature in the south Harbour.	£340.00
Devolved Budget Spend - Upperton	Cumulative result for 2016/17 as of September 2016  £700.00	Dog Show	To support the dog show held in Gildredge Park – provision of a sound system and children's entertainer.	£700.00
Devolved Budget Spend - all wards	Cumulative result for 2016/17 as of September 2016  £11,699.09			